



PROPOSTA COMERCIAL ATUALIZADA

Rodrigues Distribuidora SA
Inscrição Estadual: 05.446.461-7 – CNPJ: 46.814.846/0001-66
Rua: Professor Castelo Branco,46 – Manaus (AM)
Fone: (92) 98457-8558
Email: juan.rodrigues.principal@gmail.com
Banco: 0033 - BANCO SANTANDER
Agência: 3273
C/C: 13008773-6

Prezado(a),

Apresentamos a seguir nossa proposta comercial atualizada, referente ao **Dispensa Eletrônica N° 1/2026**, conforme valores finais ofertados:

Item	Descrição	Marca	Qt.	Valor Uni.	Valor Total
1	<p>Receptor GNSS RTK Multibanda com IMU (Rover/Base), 1408 canais, autonomia de 20 horas, alcance UHF de até 15 km, compensação de inclinação até 60°, com coletora portátil e software de levantamento</p> <p>Informações Gerais Marca: SingularXYZ Modelo: E1 GNSS Receiver (IMU) Tipo: Receptor GNSS RTK Ano: 2024 Garantia: 12 meses Sistema GNSS Compatível com: GPS, GLONASS, Galileo e BeiDou Comunicação de correções: UHF, Bluetooth, Wi-Fi Conectividade Tecnologias: Bluetooth, Wi-Fi, Ethernet, USB, NFC Protocolos: Bluetooth, UHF, Wi-Fi Compatibilidade com dispositivos:</p> <ul style="list-style-type: none">• Smartphones Android• Tablets• Coletoras de dados <p>Sistema e Interface Sistema operacional: Android Tipo de controle: Aplicativo (App) Interface de entrada: Teclado Tela Tipo: LCD Tecnologia: Touchscreen capacitivo Tamanho: 1 cm (verificar – valor possivelmente incorreto)</p>	SingularXYZ	1	R\$37.500,00	R\$37.500,00

Energia
Autonomia média: até 20 horas
Bateria inclusa: Sim
Áudio
Saída de áudio: Digital
Armazenamento
Memória interna: 8 GB
Características Físicas
Tipo de montagem: Portátil (handheld)
Proteção: Resistente à água (waterproof)
Compatibilidade de Uso
Compatível com diversos tipos de veículos e aplicações:
Automóveis, ônibus, caminhões
SUVs, motocicletas, barcos
Tratores e máquinas agrícolas
UTV, ATV, snowmobile
Bicicletas e carrinhos de golfe
Itens Inclusos no Kit
02 x Receptores GNSS E1
02 x Maletas de transporte
02 x Cabos USB Tipo-C
02 x Carregadores
01 x Guia rápido
01 x Cartão de instruções
01 x Coletora de dados SC260
01 x Cabo USB adicional
01 x Carregador adicional
01 x Suporte (bracket)
01 x Software SingularPad
02 x Antenas tipo whip
01 x Trena
01 x Extensor de 20 cm para tribrach



VALOR TOTAL R\$ 37.500,00 (trinta e sete mil e quinhentos reais).

Garantia do produto: Conforme especificado no edital.

Prazo de entrega: Após o recebimento da Nota de Empenho, conforme especificado no edital.

Validade da proposta: Conforme especificado no edital.

Local de entrega: Conforme especificado no edital.

Condições de pagamento: Conforme especificado no edital.

Sem mais, colocamo-nos à disposição para eventuais esclarecimentos.

Atenciosamente,

Representante legal

Rodrigues Distribuidora

E1-SERIES GNSS RECEIVER

Quick Start Guide



Dear Users,

Thank you for choosing SingularXYZ E1-Series GNSS receiver. We recommend that you spend some time reading this Quick Start Guide in order to fully understand this product and get started easily.

Please kindly refer to the following steps to get started, each step has detailed instruction in this guide.

- Step 1: Unbox and check the package content.
- Step 2: Turn on the receiver and connect to related products.
- Step 3: Select and apply the work mode you need.
- Step 4: Initialize the IMU and start survey tasks.

If you want to know further operations and details of E1-Series, please refer to the user manual, which can be found on our official website www.singularxyz.com. The latest upgrades and news will also be released on it.

About SingularXYZ®

SingularXYZ Intelligent Technology Ltd. is focused on high precision GNSS PNT (Positioning, Navigation & Timing) technology, extending its coverage to horizontal and vertical industries, which mainly include geospatial information, precision agriculture, machine control, robotics, telecommunications, IoT and etc., providing users with reliable, stable and professional products, solutions and service. We are committed to popularizing precision and intelligence into all aspects of people's lives, contributing to building a digital, smart and efficient open society.

+86-21-60835489

+86-21-60835497

singularxyz@singularxyz.com

www.singularxyz.com

Floor 2, Building A, No. 599 Gaojing

Road, 201702 Shanghai, China

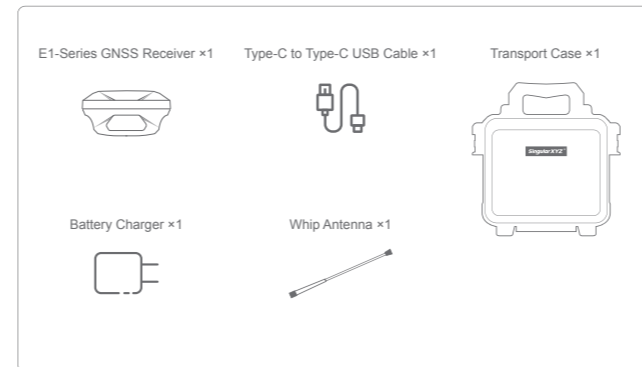


@SingularXYZ-Geospatial

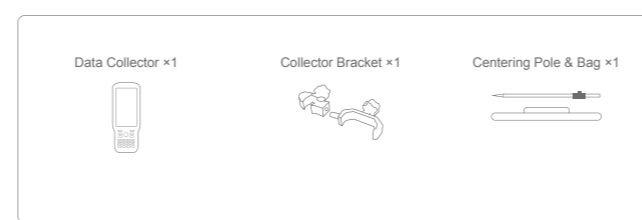
PACKAGE CONTENTS

In addition to this Quick Start Guide, the following content is also provided with your package. If any of these is missing, please contact your SingularXYZ distribution partner.

Standard



Options For Rover




E1-SERIES INTRODUCTION

Nowadays, with more and more "full-function" GNSS receivers appearing on the market, how to make the receiver smaller and more durable while maintaining its functionality has become the point.


On the one hand, the E1-series has greatly optimized the RTK performance and main functions in all aspects, and at the same time makes it smaller to reduce your burden, providing the smallest size at the same performance level.

On the other hand, for different levels of user needs, the SingularXYZ team will launch several receiver models of the E1-series to provide more choices for wide users.

Front Panel



Interfaces



LIMITED WARRANTY NOTICE

What is covered by this Warranty

1. SingularXYZ warrants that the Products (GNSS receivers, data collectors & external radios) are free from defects in materials and workmanship under normal use and use in accordance with the respective Product user manual, during the Warranty Period (defined below).
2. The Warranty is provided for a period of: twelve (12) months from the date of the original shipment of the Product ("Warranty Period").

What SingularXYZ will do in the event of a Warranty claim

3. The repaired Product or part or the replacement shall be free from defect in materials and workmanship.
4. The consumer shall not be charged for the repair or replacement of a defective Product during the Warranty Period. All replaced defective Product, parts, boards or equipment shall become the property of SingularXYZ.

What is not covered by the Warranty

5. This Warranty does not cover defects and damage resulting from:
 - a) Normal wear, tear and scratches of the equipment or otherwise due to the normal aging of the equipment.
 - b) The Product being used other than in a normal and customary manner or outside of use permitted under the Product's user manual.
 - c) Any disassembly, repair, alteration or modifications carried out by anyone other than SingularXYZ or an Authorised Service Center.
 - d) Misuse, abuse, negligence, force majeure or an accident howsoever caused.
 - e) Improper testing, operation, maintenance, installation, or any alteration or modification of the Product.
 - f) Spillage of food or liquids, corrosion, rust or the use of wrong voltage.
6. This Warranty will not be available: a) if you are not the first purchaser who legally acquired the Products from SingularXYZ or Authorised distributor partners; or, b) without any proof of purchase.

Your responsibilities

7. The consumer will be required to provide the original purchase receipt or other information requested or required by applicable legislation in respect of the date and place of purchase. In the event that such information is not presented or if it is incomplete or illegible, SingularXYZ reserves the right to refuse providing the above service in respect of the Warranty claim.
8. Before delivering your Product to SingularXYZ or an Authorised Service Center for service under this Warranty, you should make a back up copy of the contents of your Product and remove all personal information and disable all security passwords.

WARRANTY CARD

In order to provide more efficient service, please submit your product maintenance request synchronously on SingularXYZ official website Support>> Registration & Maintenance

Product Model: _____

Serial Number: _____

Date of Shipment: _____

Customer Name: _____

Address: _____

Address: _____

Note: Before returning for repair, please contact SingularXYZ support team or your local SingularXYZ distributor partner for debugging.

SOFTWARE SOLUTIONS

SingularPad Field Software

- Compatible with most brands of NMEA devices
- Available Datums of most countries and regions
- Full work modes – PDA CORS, internal/external radio, GSM and etc.
- Various survey methods – topo survey, road stake, surface stake, CAD stake and etc.
- Support tilt initialization and measurement
- Abundant formats supported – TXT, DXF, CSV, HTML, KML, SHP and etc.
- SingularPad can be used with both GNSS receiver and total station.



SingularPad - Field Software

Post-processing Software

SingularXYZ post-processing software is a desktop software that supports multi-constellation processing and standard data format, delivering high precision positioning results in both static and kinematic post-processing.



✉ support@singularxyz.com
 S Support.SingularXYZ

To obtain the software installation package, please contact SingularXYZ support team.

WORKFLOW

In order to start your work fluently, please follow the workflow as below or directly scan the QR codes to watch the field software tutorials.

1. Create a project



2. Connect the device



3. Setup work modes

PDA CORS Work Mode



Internal GSM Work Mode



Internal Radio Work Mode



4. Start survey tasks



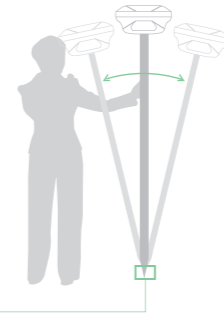
Learn more about SingularPad Tutorials



IMU initialization

E1-Series GNSS receiver supports up to 60° tilt survey within 2.5cm accuracy. Before using the tilt function, please follow steps below to initialize the IMU module.

1. Make sure that E1-Series is in an open area and in a stable fixed status.
2. Enter the actual pole height in the software.
3. Tap the IMU button in the software survey interface.
4. Follow the prompt in the software to shake the pole.



Tips: Please keep the bottom tip of the pole at the same point throughout the whole initialization process.

Pole Calibration

In order to improve the reliability and accuracy of tilt function, you can also conduct the Pole Calibration of E1-Series in SingularPad.

- Step 1:** Get the fixed status and set the pole height in the software.
- Step 2:** Go to Device >> Inspection Accuracy >> Pole Calibration.
- Step 3:** Follow the software prompts, collect 50 points in four directions while keeping the pole tip steady to complete the pole calibration.



Static Data Download

To record static data via E1-series, you can freely configure through the front panel, SingularPad software or Web UI. Please refer to E1-series User Manual for details. After recording, there are two methods to download the data.

Method 1 - USB download:

Connect E1-Series to PC via USB Type-C cable, copy the static files in *.xyz format to your PC.

Method 2 - Web UI download:

- Connect E1-Series to PC or mobile devices via its WiFi (Name: SN of E1-Series, Passwords: 12345678)
- Open browser and enter the E1-Series web page via IP 192.168.10.12 (Username: admin, Passwords: admin)
- Go to Work Management >> File Download to download static data.



CONTACT US

For more technical questions please refer to the E1-Series User Manual or contact SingularXYZ support team. You can scan the following QR code to access to SingularXYZ Product User Manual folder and download the E1-Series User Manual.

- 🌐 www.singularxyz.com
- ✉ support@singularxyz.com
- 📧 Support.SingularXYZ



User Manual Folder



Official Website